

**VOLUME 2: SEPTEMBER 2022**  
**THIS  
MONTH IN  
SCHOOL**

**Dear Tapas families,**  
Before we officially conclude the second project of the year, we would like to share the highlights from the past few weeks (in no particular order).

**THIS MONTH'S EVENTS**

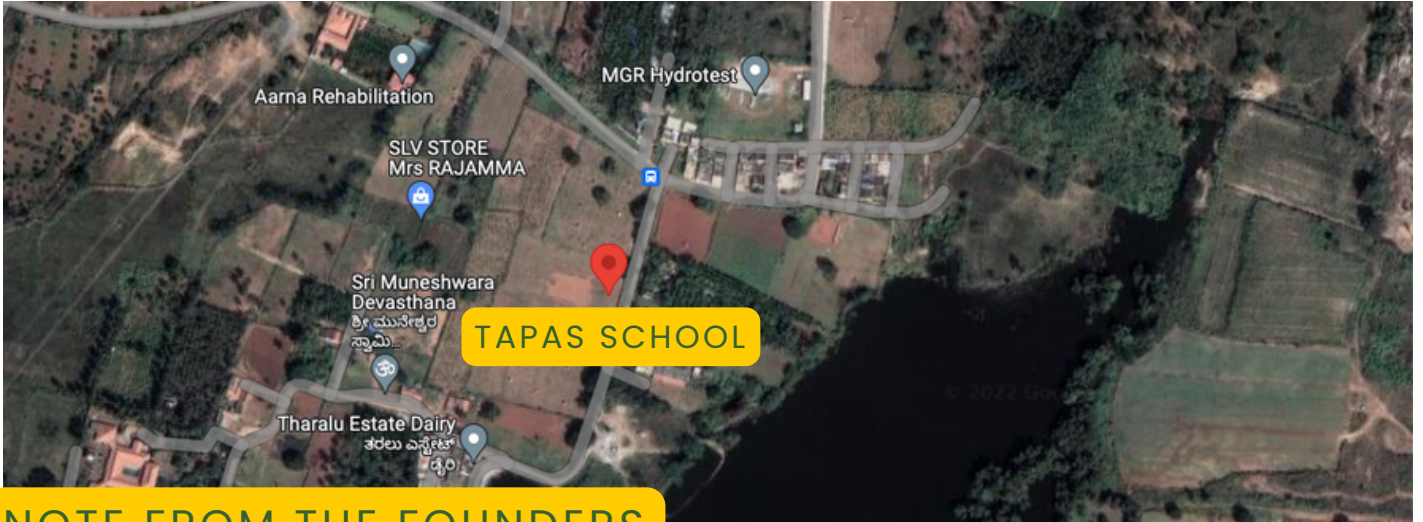
Independence Day



Townhalls



Field Trip



## NOTE FROM THE FOUNDERS

### *Dear Tapas Families*

To quote Shahrukh Khan from Om Shanti Om, 'Agar kisi cheez ko dil se chaaho toh puri kayanat usey tumse milane ki koshish mein lag jaati hai!'

This seems so true in our case, where we were able to surmount the challenges of finding the perfect piece of land where the campus of Tapas will come up. The construction at the site has commenced. Here are some salient features of the land that we are excited about (apart from the wonderfully designed construction coming up):

- Surrounded by lush greenery and delightfully, it will stay green as it is adjacent to a lake and then after that is an ecozone!
- The lake will be a source of wondrous discoveries that our learners will experience.
- It is fertile red soil and we will have ample scope for growing our own veggies and a good number of trees.
- When we dug the borewell, we hit the first water at 36 feet!! Our borewell is a mere 200 ft deep. We will promise to use the abundant groundwater wisely and replenish the same with our sustainable practices.

We'd like to take this opportunity to thank each of you for patiently waiting for us to find the perfect location to grow our vision.

In excitement and anticipation!

Regards,

Shruthi, Preethi, Nishanthi





## Independence Day

The week leading up to Independence Day involved a lot of interesting conversations. Learners discussed the concept of 'freedom' and the implications of the same with reference to animals, women, underrepresented communities in the current day and age. They learnt a little bit of embroidery (Big shout out to Samiksha for this idea!) and made little flag badges for themselves. To celebrate Independence Day, learners dressed as freedom fighters of their choice and made presentations on their contributions to the freedom movement. The celebrations ended with them thinking about the country they envision, 10 years from today.




## Clubs & their contributions

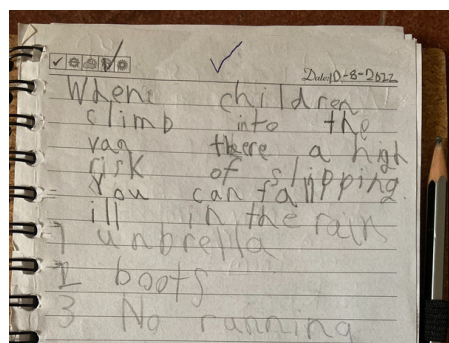
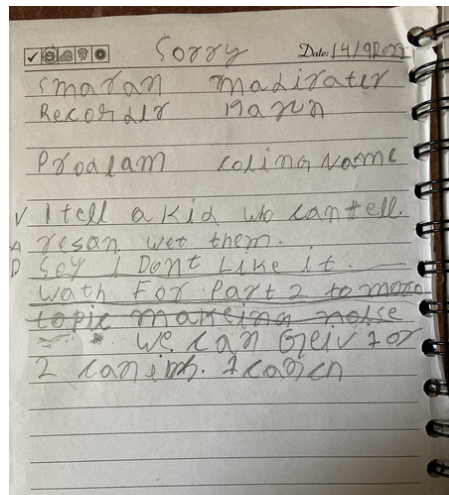
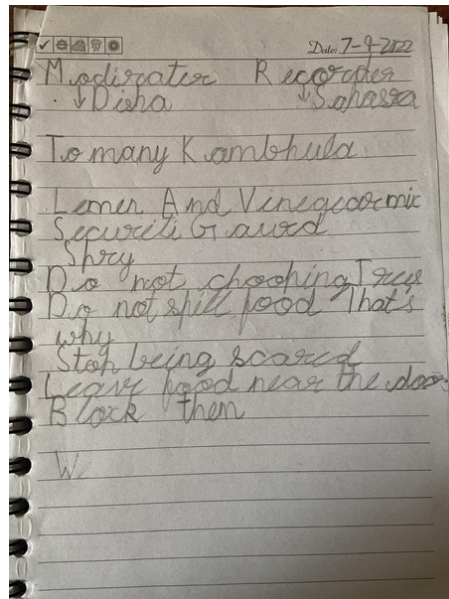
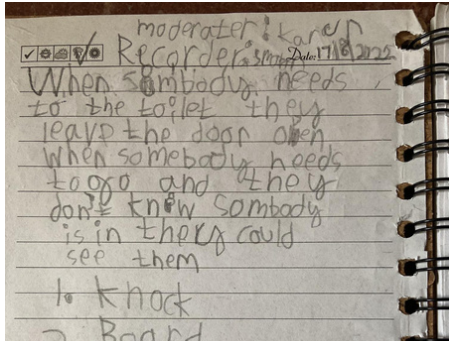
The clubs are getting more independent by the day and that makes us so very proud! Students have learnt to organise themselves and cooperate with each other to achieve the goals set out by the respective club. In some cases, club members have gone above and beyond what was expected and made some very exciting suggestions. For instance, the Kitchen club now wants to liaise directly with Lakshamma to share the menu. They also want to get involved in doing "taste tests" before the food is served to the entire school. The Media club wants to organise talk shows during lunch hour to provide entertainment. The Green warrior club is planning to plant and harvest some microgreens in collaboration with the kitchen club. To witness these interactions has been a source of such joy for the adults in the school!

## Townhalls

We have been having townhalls with our learners every Wednesday. For the uninitiated, townhalls are a platform where students raise issues affecting the entire school and try coming up with solutions for the same. The first one was moderated by our founder Ms. Preethi Vickram and it was an extremely engaging session. Thereafter, learners have been holding these sessions with a moderator (the one who raises an issue and facilitates the session) and a recorder (the one who records the minutes of the meeting). Issues have ranged from getting wet in the rain while climbing onto the van, to not knowing if a bathroom is occupied or not, to the footman moth infestation (kambli hula) in the school. The conversations have been engaging and very fruitful.



## Townhalls



## Field Trip

Learners visited the Bannerghatta zoo and safari as a part of their project on National parks and animal habitats. We visited both the zoo and the safari and learners got an opportunity to reflect on both these experiences; similarities and differences alike.



## Peer Presentations

Learners from Environment 1 have really upped the ante on this one. The presentations they made to their class was insightful and engaging. But the best part, though, was the feedback process post-presentations. Learners watched the Austin's butterfly and practised giving and receiving feedback using the same principles. We highly encourage you to watch this short video!



## Research Project

After multiple conversations, learners from Environment 1 decided to do a 3 part project for this unit. They have created a Research proposal, an art piece inspired by Henri Rousseau and authored a book with main characters being a vertebrate and an invertebrate animal. The project started out at a different place but very organically arrived at this end. It was a very exciting journey to say the least; not only from a project output perspective but also from a project planning perspective.

## ***Sensory Wonderland***

This project started with students understanding senses and impairments. After multiple conversations learners decided to create a 'Sensory Wonderland' where they chose to celebrate each of the senses, in their own unique way.

- Field trip

Learners from Environment 2 visited the Indian Music Experience as a part of their project.



## ***Sensory Wonderland***

We had a masterclass with Vikas and Chayanika, a couple with speech and hearing impairment. Both of them gave our learners a little peek into their lives and also taught them some sign language. This was followed by an art activity that they facilitated with ease and excitement. The icing on the cake was when the learners biggest takeaway was - "They are just like us!". We are extremely grateful to them for giving the learners at Tapas such an important life lesson



## ***Welcome Mahua***

(Note from Mahua): I started my journey in the teaching profession 16 years ago. In this period I had the privilege of working with various curriculums and expanding my horizons. It has been an exciting and a fulfilling journey so far as teaching is a profession where you learn everyday. I joined Tapas as I believe in the vision of learning beyond the boundaries of conventional classrooms. I hope to give my best to this mission and watch the future leaders as they soar in the sky.



## ***Announcement***

Dussehra Break:

The mid term break is from the 26th September to the 5th of October. School reopens on the 6th of October, Thursday. We hope to see all our learners on that day.

Note: Learners are expected to read a book of their choice and do a book review on the same. More details will be communicated through Kriyo, so stay tuned.

## Welcome Niharika

Niharika Kuchimanchi is a mother of 2 beautiful girls, she's a dedicated individual with a never give up attitude. She has spent over a decade in the corporate world, building brand recognition. She also has the unique experience of running her own entrepreneurial ventures over the last 10+ years. Niharika believes that every child should have an opportunity to choose their career and excel in their chosen field, not necessarily academics but, Art, Sports etc. Being a mother, she is very keen on providing the right choices and this drove her to explore the Tapas way of living and learning. In her new role with Tapas, she has taken on the responsibility of spreading the Tapas way of learning to the world of young learners.



## Anecdotes

Facilitator: C'mon guys, it's project time. Let's start working in our teams!

Anirudh: Swati, I need to tell you something... I'm really struggling!

Facilitator: Why Anirudh, what happened?

Anirudh: Whenever you say it's project time, I have no idea what needs to be done!! What do you want me to do???

Facilitator: (Facepalms!) You are absolutely right! And thank you for the feedback.

Thinks to herself- He's right! What is he supposed to do if he can't do his research in school? Need to change the project plan.

And hence, the project was re-discussed and re-planned with the learners.

The lesson was on introducing 3D shapes to learners from Environment 2. The facilitator brought in a sheet with 2D shapes drawn on it and asked learners if they could pick these shapes from the paper? Learners lifted the paper but could not pick shapes out of the paper.

Smaran: Ma'am- If we draw 3D shapes on the paper, we won't be able to pick that out too.

Does that drawing then become a 2D shape?

Facilitator: Ummmm....

## On Popular Demand

we would like to share our Kashaya recipe for the vacation:

Ingredients

1. Pepper
2. Ginger
3. Omam
4. Lemon grass
5. Thulasi
6. Jaggery
7. Dodapathre (Big thyme)
8. Lavanga
9. Turmeric

Boil all the ingredients in the water for 10 - 15 minutes and serve.

## Poshak Sabha

We have scheduled the online Poshak Sabha on the 8th of October, Saturday. We would like to take the parents through the next project using this platform.

Lastly, we hope you all have a wonderful holiday! Looking forward to seeing everyone in the next term.



No.61, 3rd Cross, Ramarao Layout, Banashankari 3rd Stage, Bengaluru - 560085,



91 - 97316 01333



tapaseducation.com



admissions@tapaseducation.com